

WHAT IS PLAYAWAY?

Playaway is the simplest way to listen to an audiobook on the go. With the audio already contained within, and a battery to make it play, there's nothing left to do but plug in earphones and enjoy.

As the first self-playing audiobook, Playaway brings pages to life at the push of a button. Audio content and simple, digital technology are now merged into an easy-to-use, self-contained player. And weighing only two ounces, Playaway is small enough to fit in the palm of your hand and goes anywhere you do!



PLAYAWAY®

A HOW-TO GUIDE



For more information on Playaway,
visit www.titlewave.com.

WHAT THEY ARE SAYING ABOUT PLAYAWAY

"The Best Inventions of the Year"

- *TIME Magazine*

"25 Products That Will Change Your Life"

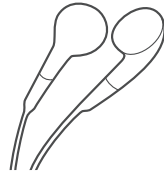
- *Reader's Digest*

"Listen to this genius idea: self-playing audiobooks—smaller than a deck of cards—that come with earphones."

- *Oprah Magazine*



GETTING STARTED



STEP 1:

Plug a set of earphones, external speakers or a car adapter into the universal headphone jack.



STEP 2:

Press the Power button.



STEP 3:

Press the Playaway button and enjoy!



PLAYAWAY FUNCTIONALITY

1 EQUALIZER :

Press to rotate to a new EQ mode

2 POWER:

Press once to turn unit on

Hold down for 3 seconds to power off

3 SPEED :

Press to change narrator speed

4 VOLUME DOWN:

Press once to decrease one level

Hold down to accelerate decrease

5 LCD SCREEN :

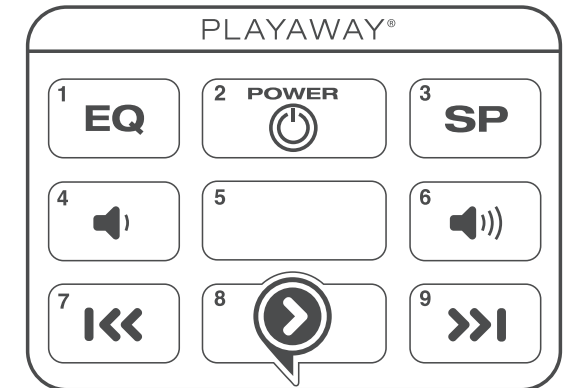
Displays operating status

Battery level indicator

6 VOLUME UP :

Press once to increase one level

Hold down to accelerate increase




7 REVERSE :

Press once to reverse by chapter

Hold down to reverse scan within chapter

8 PLAY/PAUSE :

Press the  button to Play

When in play mode, press the  button again to Pause playing or resume Play

9 FORWARD :

Press once to advance by chapter

Hold down to scan forward within chapter